

vtech[®]

Parent's Guide

Jiggle & Giggle Fishing Set™



91-003855-000-000 US

INTRODUCTION

Thank you for purchasing the **Jiggle & Giggle Fishing Set™!**
Cast your line into an ocean of seven silly sea creatures. Using the magnetic bobber, pick them up one by one and watch them wiggle! Hear animal facts, colors, numbers and more.

Mode
Selector

Music
Selector

Off/Low/
High Volume
Selector

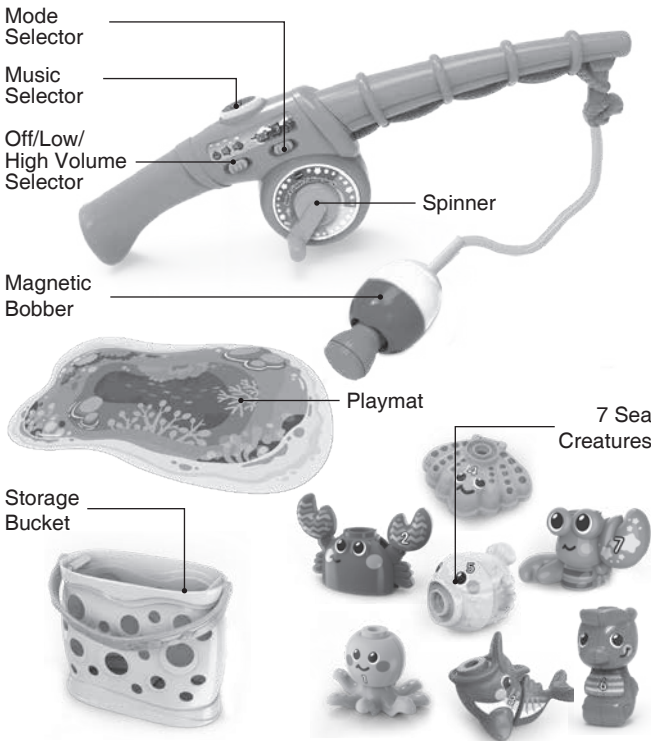
Spinner

Magnetic
Bobber

Playmat

7 Sea
Creatures

Storage
Bucket



INCLUDED IN THIS PACKAGE

- **Jiggle & Giggle Fishing Set™**
- 1 Storage bucket
- 7 Sea creatures
- 1 Playmat
- Parent's guide

NOTE:

This toy is not intended for water play.

NOTE :

Ce jouet n'est pas destiné à être utilisé dans l'eau.

WARNING:

All packing materials such as tape, plastic sheets, packaging locks, removable tags, cable ties and packaging screws are not part of this toy, and should be discarded for your child's safety.

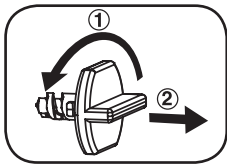
NOTE: Please keep this parent's guide as it contains important information.

ATTENTION :

Pour la sécurité de votre enfant, débarrassez-vous de tous les produits d'emballage tels que rubans adhésifs, feuilles de plastique, attaches, étiquettes et vis d'emballage. Ils ne font pas partie du jouet.

NOTE : Il est conseillé de conserver ce guide des parents car il comporte des informations importantes.

Unlock the Packaging Locks

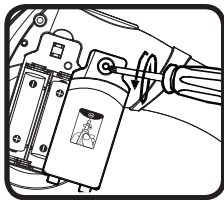


- ① Rotate the packaging lock 90 degrees counterclockwise.
- ② Pull out the packaging lock and discard.

GETTING STARTED

Battery Removal and Installation

1. Make sure the unit is turned **Off**.
2. Find the battery cover located on the bottom of the unit and use a screwdriver to loosen the screw and open the battery cover.
3. Remove old batteries by pulling up on one end of each battery.
4. Install 2 new AA (AM-3/LR6) batteries following the diagram inside the battery box.
5. Replace the battery cover and tighten the screw to secure.



BATTERY NOTICE

- Use new alkaline batteries for maximum performance.
- Use only batteries of the same or equivalent type as recommended.
- Do not mix different types of batteries: alkaline, standard (carbon-zinc) or rechargeable (Ni-Cd, Ni-MH), or new and used batteries.
- Do not use damaged batteries.
- Insert batteries with the correct polarity (+ and -).
- Do not short-circuit the battery terminals.
- Remove exhausted batteries from the toy.
- Remove batteries during long periods of non-use.
- Do not dispose of batteries in fire.
- Do not charge non-rechargeable batteries.
- Remove rechargeable batteries from the toy before charging (if removable).
- Rechargeable batteries are only to be charged under adult supervision.

MISE EN GARDE

- Utiliser des piles alcalines neuves pour des performances maximales.
- Seules des piles du type recommandé doivent être utilisées.
- Ne pas mélanger différents types de piles ou d'accumulateurs, ne pas mélanger des piles ou des accumulateurs neufs avec des usagés.
- Ne pas utiliser des piles ou des accumulateurs endommagés.
- Mettre en place les piles ou les accumulateurs en respectant les polarités + et - .
- Ne pas mettre les bornes d'une pile ou d'un accumulateur en court-circuit (en reliant directement le + et le -) .
- Enlever les piles ou les accumulateurs usagés du jouet.
- Retirer les piles ou les accumulateurs en cas de nonutilisation prolongée.
- Ne les jeter ni au feu ni dans la nature.
- Ne pas tenter de recharger des piles non rechargeables.
- Enlever les accumulateurs du jouet pour les recharger.
- Les accumulateurs ne doivent être chargés que sous la surveillance d'un adulte.

PRODUCT FEATURES

1. Off/Low/High Volume Selector

Slide the **Off/Low/High Volume Selector** to the volume position to adjust the Low or High volume and turn the unit on. Slide the **Selector** to the **Off** position to turn the unit off.

2. Mode Selector

Slide the **Mode Selector** to enter Fishing mode, Game mode or Music mode.

3. Music Selector

Press the **Music Selector** to change the background music.

4. Automatic Shut-Off

To preserve battery life, the **Jiggle & Giggle Fishing Set™** will automatically shut off after approximately 60 seconds without input. The unit can be turned on again by sliding the **Off/Low/High Volume Selector** to **Low** or **High** volume, or by sliding the **Mode Selector**.

NOTE

This product is in Try-Me mode in the packaging. After opening the package, turn the **Jiggle & Giggle Fishing Set™** off and on again to proceed with normal play. Please straighten the fishing line before initiating play. Remove the crab from the bobber and replace it with the clam, seahorse or octopus. You will hear a beep, confirming that normal play mode has been activated. If the unit repeatedly powers down while playing, please install a new set of batteries.

ACTIVITIES

1. Go Fish

Move the **Mode Selector** to Fishing mode. Connect the **Magnetic Bobber** to a **Sea Creature** to go fishing. Watch the animal wiggle and jiggle and play fun sounds when it's on the **Bobber**. The **Sea Creatures** share animal facts and talk about colors and numbers.



2. Sea Creatures Game

Move the **Mode Selector** to Game mode. The fishing pole will ask a series of questions. Answer three correctly to level up.



3. Songs Under the Sea

Move the **Mode Selector** to Music mode.
Use the **Magnetic Bobber** to catch a **Sea Creature** to hear a song. Press the **Music Button** to change the background music.



SONG LYRICS

Song 1

Jiggle, giggle, wiggle, whoa!
Wiggly whoppers!

Song 2

Melody: A-Hunting We Will Go

A-fishing we will go
A-fishing we will go
Heigh ho, catch and release
A-fishing we will go.

Song 3

Melody: To Market, To Market

To ocean, to ocean is where we all play
Swim around, swim around, hip-hip hooray
To ocean, to ocean is where we all play
Swim around, swim around, hip-hip hooray!

Song 4

Melody: My Bonnie Lies Over the Ocean

My body has eight arms, so many
Eight arms help me swim in the sea
I'm the best high-fiver there is!
My eight arms are very handy!

Song 5

Melody: Can Can

I'm a crabby crabby crab-crab

Crabby-crabby-crab-crab

Crabby-crabby-crab-crab-crab

I have two pincers

Pincer-pincer

Pincer-pincer-pinch-pinch-pinch.

Song 6

Melody: For He's a Jolly Good Fellow

Oh, you are so lucky

Oh, you are so lucky

Oh, you are so lucky

As I'm quite the catch!

Strong, big and fast

I think I'm pretty great

Oh, you are so lucky

I came to eat your bait!

Song 7

Melody: Beautiful Dreamer

Happy as a clam

I love to be

Smiling and laughing

Make me so happy.

Song 8

Melody: I've Been Working on the Railroad

I'm a pufferfish

I'm a pufferfish

Pufferfish like to blow

Up like a balloon

Up like a balloon

Pufferfish like to blow.

Song 9

Melody: Home on the Range

Home, home in the sea

Where the fish and the animals play

Where seldom is heard a discouraging word

And my friends and I laugh all day.

Song 10

Melody: A Tisket, A Tasket

A lobster, a lobster

A pretty cool lobster

When I want to move fast

My tail helps me zoom backward

Backward, backward

My tail helps me zoom backward

Then I use all my legs

To help me move forward.

CARE & MAINTENANCE

1. Keep the unit clean by wiping it with a slightly damp cloth.
2. Keep the unit out of direct sunlight and away from any direct heat sources.
3. Remove the batteries if the unit will not be in use for an extended period of time.
4. Do not drop the unit on hard surfaces and do not expose the unit to moisture or water.
5. Never try to dismantle the unit.

TROUBLESHOOTING

If for some reason the unit stops working or malfunctions, please follow these steps:

1. Turn the unit **Off**.
2. Interrupt the power supply by removing the batteries.
3. Let the unit stand for a few minutes, then replace the batteries.
4. Turn the unit **On**. The unit should now be ready to use again.
5. If the unit still does not work, install a new set of batteries.

IMPORTANT NOTE:

If the problem persists, please call our **Consumer Services Department** at **1-800-521-2010** in the U.S., **1-877-352-8697** in Canada, or visit our website **vtechkids.com** and fill out our **Contact Us** form located under the **Customer Support** link. Creating and developing **VTech®** products is accompanied by a responsibility that we at **VTech®** take very seriously. We make every effort to ensure the accuracy of the information which forms the value of our products. However, errors sometimes can occur. It is important for you to know that we stand behind our products and encourage you to call our Consumer Services Department at 1-800-521-2010 in the U.S., or 1-877-352-8697 in Canada with any problems and/or suggestions that you might have. A service representative will be happy to help you.

CAUTION

Changes or modifications not expressly approved by the party responsible for compliance could void the user's authority to operate the equipment.

NOTE

This equipment has been tested and found to comply with the limits for a Class B digital device, pursuant to Part 15 of the FCC Rules. These limits are designed to provide reasonable protection against harmful interference in a residential installation. This equipment generates, uses and can radiate radio frequency energy and, if not installed and used in accordance with the instructions, may cause harmful interference to radio communications. However, there is no guarantee that interference will not occur in a particular installation. If this equipment does cause harmful interference to radio or television reception, which can be determined by turning the equipment off and on, the user is encouraged to try to correct the interference by one or more of the following measures:

- Reorient or relocate the receiving antenna.
- Increase the separation between the equipment and receiver.
- Connect the equipment into an outlet on a circuit different from that to which the receiver is connected.
- Consult the dealer or an experienced radio/TV technician for help.

Supplier's Declaration of Conformity
47 CFR § 2.1077 Compliance Information

Trade Name: VTech®
Model: 5305
Product Name: Jiggle & Giggle Fishing Set™
Responsible Party: VTech Electronics North America, LLC
Address: 1156 W. Shure Drive, Suite 200,
Arlington Heights, IL 60004
Website: vtechkids.com

THIS DEVICE COMPLIES WITH PART 15 OF THE FCC RULES. OPERATION IS SUBJECT TO THE FOLLOWING TWO CONDITIONS: (1) THIS DEVICE MAY NOT CAUSE HARMFUL INTERFERENCE, AND (2) THIS DEVICE MUST ACCEPT ANY INTERFERENCE RECEIVED, INCLUDING INTERFERENCE THAT MAY CAUSE UNDESIRE OPERATION.

CAN ICES-3 (B)/NMB-3(B)

CLASS 1
LED PRODUCT

**Visit our website for more
information about our products,
downloads, resources and more.**

vtechkids.com

Read our complete warranty policy online at
vtechkids.com/warranty

